



## Results

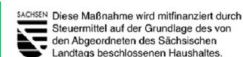
### Final

RANK	BIB LEG	NSA NAME	EXCHANGE 1/2		EXCHANGE 3/4		TIME		BEHIND	
			EXCHANGE 7/8		EXCHANGE 9/10		EXCHANGE 5/6			
			CHANGE	ROUND	CHANGE	ROUND	CHANGE	ROUND		
<b>1</b>	<b>1</b>	<b>RUS - RUSSIA I</b>							<b>15:01.14</b>	<b>0.00</b>
	1-1	BOLSHUNOV Alexander	1:15.9 =2	1:15.9 =2	3:57.0 =5	1:21.2 10	6:30.3 =8	1:17.2 10		
	1-2	RETIVYKH Gleb	2:35.8 1	1:19.9 =1	5:13.1 =2	1:16.1 2	7:48.4 6	1:18.1 =2		
	1-1	BOLSHUNOV Alexander	9:01.2 =3	1:12.8 3	11:26.1 1	1:13.4 3	13:50.9 1	1:10.2 2		
	1-2	RETIVYKH Gleb	10:12.7 2	1:11.5 =1	12:40.7 1	1:14.6 =5	15:01.14 1	1:10.2 3		
<b>2</b>	<b>14</b>	<b>FRA - FRANCE I</b>							<b>15:01.33</b>	<b>+0.19</b>
	14-1	JOUBE Richard	1:17.3 9	1:17.3 9	3:57.7 10	1:19.6 =4	6:29.7 =3	1:15.4 2		
	14-2	CHANAVAL Lucas	2:38.1 9	1:20.8 =7	5:14.3 =9	1:16.6 4	7:47.6 1	1:17.9 1		
	14-1	JOUBE Richard	8:59.0 1	1:11.4 1	11:26.9 3	1:14.5 9	13:51.5 2	1:10.0 1		
	14-2	CHANAVAL Lucas	10:12.4 1	1:13.4 9	12:41.5 3	1:14.6 =5	15:01.33 2	1:09.8 2		
<b>3</b>	<b>15</b>	<b>ITA - ITALY I</b>							<b>15:01.72</b>	<b>+0.58</b>
	15-1	de FABIANI Francesco	1:16.3 4	1:16.3 4	3:57.0 =5	1:20.8 8	6:29.7 =3	1:16.2 =3		
	15-2	PELLEGRINO Federico	2:36.2 2	1:19.9 =1	5:13.5 =5	1:16.5 3	7:47.9 =2	1:18.2 4		
	15-1	de FABIANI Francesco	9:00.8 2	1:12.9 4	11:26.5 2	1:13.6 4	13:53.8 3	1:12.8 4		
	15-2	PELLEGRINO Federico	10:12.9 3	1:12.1 =4	12:41.0 2	1:14.5 =3	15:01.72 3	1:07.9 1		
<b>4</b>	<b>16</b>	<b>FRA - FRANCE II</b>							<b>15:07.19</b>	<b>+6.05</b>
	16-1	CHAUVIN Valentin	1:15.5 1	1:15.5 1	3:57.3 =8	1:21.0 9	6:29.6 2	1:15.3 1		
	16-2	JAY Renaud	2:36.3 3	1:20.8 =7	5:14.3 =9	1:17.0 9	7:47.9 =2	1:18.3 5		
	16-1	CHAUVIN Valentin	9:01.2 =3	1:13.3 5	11:27.4 4	1:14.2 8	13:55.2 5	1:13.4 5		
	16-2	JAY Renaud	10:13.2 4	1:12.0 3	12:41.8 4	1:14.4 =1	15:07.19 4	1:11.9 6		
<b>5</b>	<b>19</b>	<b>SUI - SWITZERLAND I</b>							<b>15:07.84</b>	<b>+6.70</b>
	19-1	SCHAAD Roman	1:17.2 8	1:17.2 8	3:56.7 4	1:19.6 =4	6:30.8 10	1:17.0 8		
	19-2	HEDIGER Jovian	2:37.1 6	1:19.9 =1	5:13.8 =7	1:17.1 10	7:49.5 10	1:18.7 8		
	19-1	SCHAAD Roman	9:02.1 =6	1:12.6 2	11:27.7 5	1:14.1 7	13:54.9 4	1:12.6 3		
	19-2	HEDIGER Jovian	10:13.6 5	1:11.5 =1	12:42.3 5	1:14.6 =5	15:07.84 5	1:12.9 7		
<b>6</b>	<b>2</b>	<b>RUS - RUSSIA II</b>							<b>15:08.99</b>	<b>+7.85</b>
	2-1	MALTSEV Artem	1:16.8 7	1:16.8 7	3:55.9 1	1:18.2 1	6:29.2 1	1:16.4 5		
	2-2	TERENTEV Alexander	<b>U23</b> 2:37.7 8	1:20.9 9	5:12.8 1	1:16.9 =7	7:48.3 =4	1:19.1 10		
	2-1	MALTSEV Artem	9:01.7 5	1:13.4 6	11:28.0 7	1:13.9 6	13:58.2 9	1:15.7 9		
	2-2	TERENTEV Alexander	10:14.1 6	1:12.4 7	12:42.5 6	1:14.5 =3	15:08.99 6	1:10.7 4		
<b>7</b>	<b>4</b>	<b>GER - GERMANY I</b>							<b>15:09.35</b>	<b>+8.21</b>
	4-1	BING Thomas	1:16.4 5	1:16.4 5	3:57.1 7	1:20.4 7	6:30.0 =5	1:16.2 =3		
	4-2	EISENLAUER Sebastian	2:36.7 5	1:20.3 5	5:13.8 =7	1:16.7 5	7:49.0 9	1:19.0 9		
	4-1	BING Thomas	9:02.7 10	1:13.7 9	11:27.9 6	1:13.1 1	13:57.7 6	1:14.4 6		
	4-2	EISENLAUER Sebastian	10:14.8 8	1:12.1 =4	12:43.3 9	1:15.4 9	15:09.35 7	1:11.6 5		



## Results

RANK	BIB LEG	NSA NAME	EXCHANGE 1/2 EXCHANGE 7/8		EXCHANGE 3/4 EXCHANGE 9/10		TIME EXCHANGE 5/6 EXCHANGE 11/FINISH		BEHIND	
			CHANGE	ROUND	CHANGE	ROUND	CHANGE	ROUND		
<b>8</b>	<b>20</b>	<b>CZE - CZECH REPUBLIC II</b>	<b>15:11.56</b>							<b>+10.42</b>
	20-1	KALIVODA Tomas <b>U23</b>	1:18.0 10	1:18.0 10	3:57.3 =8	1:18.8 2	6:30.2 7	1:17.1 9		
	20-2	SELLER Ludek	2:38.5 10	1:20.5 6	5:13.1 =2	1:15.8 1	7:48.3 =4	1:18.1 =2		
	20-1	KALIVODA Tomas	9:02.2 8	1:13.9 10	11:28.5 9	1:13.2 2	13:58.0 8	1:15.1 =7		
	20-2	SELLER Ludek	10:15.3 9	1:13.1 8	12:42.9 8	1:14.4 =1	15:11.56 8	1:13.5 8		
<b>9</b>	<b>18</b>	<b>USA - UNITED STATES of AMERICA I</b>	<b>15:13.71</b>							<b>+12.57</b>
	18-1	BOLGER Kevin	1:15.9 =2	1:15.9 =2	3:56.6 3	1:19.3 3	6:30.3 =8	1:16.8 6		
	18-2	HAMILTON Simeon	2:37.3 7	1:21.4 10	5:13.5 =5	1:16.9 =7	7:48.8 8	1:18.5 6		
	18-1	BOLGER Kevin	9:02.3 9	1:13.5 =7	11:28.1 8	1:13.7 5	13:57.8 7	1:15.1 =7		
	18-2	HAMILTON Simeon	10:14.4 7	1:12.1 =4	12:42.7 7	1:14.6 =5	15:13.71 9	1:15.9 9		
<b>10</b>	<b>10</b>	<b>SUI - SWITZERLAND II</b>	<b>15:49.30</b>							<b>+48.16</b>
	10-1	RIEBLI Janik <b>U23</b>	1:16.7 6	1:16.7 6	3:56.3 2	1:19.7 6	6:30.0 =5	1:16.9 7		
	10-2	GROND Valerio <b>U23</b>	2:36.6 4	1:19.9 =1	5:13.1 =2	1:16.8 6	7:48.6 7	1:18.6 7		
	10-1	RIEBLI Janik	9:02.1 =6	1:13.5 =7	11:48.1 10	1:14.7 10	14:25.9 10	1:18.5 10		
	10-2	GROND Valerio	10:33.4 10	1:31.3 10	13:07.4 10	1:19.3 10	15:49.30 10	1:23.4 10		





## Results

### Semifinals

RANK	BIB LEG	NSA NAME	EXCHANGE 1/2		EXCHANGE 3/4		EXCHANGE 5/6		TIME	BEHIND				
			EXCHANGE 7/8		EXCHANGE 9/10		EXCHANGE 11/FINISH							
			CHANGE	ROUND	CHANGE	ROUND	CHANGE	ROUND						
<b>11</b>	<b>3</b>	<b>GBR - GREAT BRITAIN</b>	<b>SEMIFINAL 2 RANK:5</b>						<b>15:02.93</b>	<b>+3.08</b>				
	3-1	CLUGNET James	1:15.6	3	1:15.6	3	3:46.6	4	1:14.4	=5	6:15.6	3	1:15.5	4
	3-2	YOUNG Andrew	2:32.2	4	1:16.6	=6	5:00.1	4	1:13.5	=5	7:33.1	2	1:17.5	=7
	3-1	CLUGNET James	8:48.8	2	1:15.7	=5	11:19.7	=2	1:13.9	8	13:47.4	3	1:10.7	1
	3-2	YOUNG Andrew	10:05.8	1	1:17.0	1	12:36.7	5	1:17.0	7	15:02.93	5	1:15.5	8
<b>12</b>	<b>7</b>	<b>EST - ESTONIA</b>	<b>SEMIFINAL 2 RANK:6</b>						<b>15:03.06</b>	<b>+3.21</b>				
	7-1	KILP Marko	1:16.0	5	1:16.0	5	3:47.3	6	1:14.7	=8	6:15.9	4	1:15.3	1
	7-2	HIMMA Martin	2:32.6	6	1:16.6	=6	5:00.6	6	1:13.3	4	7:33.9	6	1:18.0	10
	7-1	KILP Marko	8:50.2	9	1:16.3	8	11:20.8	6	1:12.8	2	13:49.9	=7	1:13.5	8
	7-2	HIMMA Martin	10:08.0	8	1:17.8	=5	12:36.4	3	1:15.6	2	15:03.06	6	1:13.1	5
<b>13</b>	<b>8</b>	<b>AUT - AUSTRIA II</b>	<b>SEMIFINAL 2 RANK:7</b>						<b>15:03.56</b>	<b>+3.71</b>				
	8-1	MOSER Benjamin	1:16.1	6	1:16.1	6	3:47.4	7	1:14.7	=8	6:17.5	9	1:16.3	9
	8-2	HABENICHT Tobias	2:32.7	7	1:16.6	=6	5:01.2	8	1:13.8	=7	7:34.8	9	1:17.3	=5
	8-1	MOSER Benjamin	8:49.5	5	1:14.7	3	11:21.3	8	1:13.1	3	13:49.1	4	1:12.5	6
	8-2	HABENICHT Tobias	10:08.2	9	1:18.7	10	12:36.6	4	1:15.3	1	15:03.56	7	1:14.4	=6
<b>14</b>	<b>17</b>	<b>CZE - CZECH REPUBLIC I</b>	<b>SEMIFINAL 1 RANK:7</b>						<b>15:14.76</b>	<b>+35.10</b>				
	17-1	PECHOUSEK Jan	1:12.5	2	1:12.5	2	3:42.0	8	1:17.6	13	6:07.9	=6	1:13.4	2
	17-2	NOVAK Michal	2:24.4	2	1:11.9	=5	4:54.5	8	1:12.5	=5	7:23.0	=5	1:15.1	=2
	17-1	PECHOUSEK Jan	8:47.7	11	1:24.7	11	11:21.4	10	1:18.9	7	14:00.5	9	1:21.9	12
	17-2	NOVAK Michal	10:02.5	10	1:14.8	5	12:38.6	7	1:17.2	7	15:14.76	7	1:14.2	6
<b>15</b>	<b>5</b>	<b>ITA - ITALY II</b>	<b>SEMIFINAL 2 RANK:8</b>						<b>15:04.06</b>	<b>+4.21</b>				
	5-1	RASTELLI Maicol	1:16.9	=10	1:16.9	=10	3:48.9	11	1:14.0	3	6:16.6	7	1:15.7	=6
	5-2	HELLWEGER Michael	2:34.9	12	1:18.0	12	5:00.9	7	1:12.0	1	7:34.4	7	1:17.8	9
	5-1	RASTELLI Maicol	8:49.9	7	1:15.5	4	11:21.8	9	1:14.1	9	13:49.6	6	1:11.7	4
	5-2	HELLWEGER Michael	10:07.7	=6	1:17.8	=5	12:37.9	8	1:16.1	3	15:04.06	8	1:14.4	=6
<b>16</b>	<b>24</b>	<b>POL - POLAND I</b>	<b>SEMIFINAL 1 RANK:8</b>						<b>15:16.10</b>	<b>+36.44</b>				
	24-1	STAREGA Maciej	1:14.9	10	1:14.9	10	3:42.8	10	1:14.6	=4	6:08.5	9	1:12.3	1
	24-2	BRYJA Sebastian	2:28.2	11	1:13.3	11	4:56.2	10	1:13.4	=10	7:26.2	11	1:17.7	12
	24-1	STAREGA Maciej	8:38.2	8	1:12.0	5	11:18.1	7	1:20.0	8	13:58.7	7	1:19.2	8
	24-2	BRYJA Sebastian	9:58.1	8	1:19.9	11	12:39.5	8	1:21.4	=10	15:16.10	8	1:17.4	10
<b>17</b>	<b>9</b>	<b>AUT - AUSTRIA I</b>	<b>SEMIFINAL 2 RANK:9</b>						<b>15:12.12</b>	<b>+12.27</b>				
	9-1	MRKONJIC Lukas	1:16.9	=10	1:16.9	=10	3:46.9	5	1:14.5	7	6:16.3	5	1:16.5	10
	9-2	FOETTINGER Michael	2:32.4	5	1:15.5	1	4:59.8	3	1:12.9	2	7:33.5	=3	1:17.2	4
	9-1	MRKONJIC Lukas	8:50.1	8	1:16.6	=10	11:21.0	7	1:13.3	6	13:54.8	9	1:16.7	10
	9-2	FOETTINGER Michael	10:07.7	=6	1:17.6	3	12:38.1	9	1:17.1	8	15:12.12	9	1:17.3	9

20 DEC 2020 / Dresden (GER) / 2008

Timing and Data Service by Swiss Timing

[www.fis-ski.com](http://www.fis-ski.com)

FIS Timing Provider

WC\_2021\_WC03/WC\_2021\_WC03SM\_TS\_FF\_73F3 v1.0

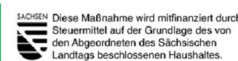
Report Created SUN 20 DEC 2020 13:46

Page 3/5

FIS TITLE SPONSOR

FIS PRESENTING SPONSOR

EVENT SPONSORS



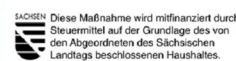
EVENT SPONSORS





## Results

RANK	BIB LEG	NSA NAME	EXCHANGE 1/2		EXCHANGE 3/4		TIME		BEHIND
			EXCHANGE 7/8		EXCHANGE 9/10		EXCHANGE 5/6		
			CHANGE	ROUND	CHANGE	ROUND	CHANGE	ROUND	
<b>18</b>	<b>25</b>	<b>AUS - AUSTRALIA</b>	<b>SEMIFINAL 1 RANK:9</b>				<b>15:16.94</b>	<b>+37.28</b>	
	25-1	de CAMPO Seve <b>U23</b>	1:15.8 13	1:15.8 13	3:43.4 11	1:14.5 =2	6:11.0 11	1:14.2 =7	
	25-2	BELLINGHAM Phillip	2:28.9 12	1:13.1 10	4:56.8 11	1:13.4 =10	7:25.2 10	1:14.2 1	
	25-1	de CAMPO Seve	8:39.7 9	1:14.5 9	11:18.6 8	1:21.0 10	14:01.0 10	1:21.0 10	
	25-2	BELLINGHAM Phillip	9:57.6 7	1:17.9 10	12:40.0 9	1:21.4 =10	15:16.94 9	1:15.9 8	
<b>19</b>	<b>21</b>	<b>GER - GERMANY II</b>	<b>SEMIFINAL 1 RANK:10</b>				<b>15:17.16</b>	<b>+37.50</b>	
	21-1	BRUGGER Janosch	1:13.5 =5	1:13.5 =5	3:41.6 7	1:13.8 1	6:08.0 8	1:13.9 4	
	21-2	SOSSAU Anian <b>U23</b>	2:27.8 10	1:14.3 12	4:54.1 7	1:12.5 =5	7:23.6 8	1:15.6 =8	
	21-1	BRUGGER Janosch	8:37.8 7	1:14.2 8	11:19.0 9	1:20.3 9	13:59.5 8	1:18.8 7	
	21-2	SOSSAU Anian	9:58.7 9	1:20.9 12	12:40.7 10	1:21.7 12	15:17.16 10	1:17.6 11	
<b>20</b>	<b>6</b>	<b>USA - UNITED STATES of AMERICA II</b>	<b>SEMIFINAL 2 RANK:10</b>				<b>15:27.06</b>	<b>+27.21</b>	
	6-1	HANNEMAN Logan	1:16.4 7	1:16.4 7	3:48.1 8	1:15.0 10	6:29.2 12	1:27.3 13	
	6-2	SCHOONMAKER James Clinton <b>U23</b>	2:33.1 9	1:16.7 9	5:01.9 10	1:13.8 =7	7:43.7 12	1:14.5 1	
	6-1	HANNEMAN Logan	8:59.5 12	1:15.8 7	11:32.7 10	1:15.4 10	14:05.7 10	1:15.1 9	
	6-2	SCHOONMAKER James Clinton	10:17.3 12	1:17.8 =5	12:50.6 10	1:17.9 10	15:27.06 10	1:21.3 10	
<b>21</b>	<b>26</b>	<b>LTU - LITHUANIA</b>	<b>SEMIFINAL 1 RANK:11</b>				<b>15:22.39</b>	<b>+42.73</b>	
	26-1	STROLIA Tautvydas	1:15.3 12	1:15.3 12	3:43.8 12	1:16.6 12	6:12.6 12	1:15.3 12	
	26-2	VAICIULIS Modestas	2:27.2 9	1:11.9 =5	4:57.3 12	1:13.5 12	7:28.1 12	1:15.5 =5	
	26-1	STROLIA Tautvydas	8:47.4 10	1:19.3 10	11:28.0 12	1:23.2 12	14:07.8 11	1:19.9 9	
	26-2	VAICIULIS Modestas	10:04.8 11	1:17.4 9	12:47.9 12	1:19.9 9	15:22.39 11	1:14.5 7	
<b>22</b>	<b>11</b>	<b>UKR - UKRAINE</b>	<b>SEMIFINAL 2 RANK:11</b>				<b>15:33.87</b>	<b>+34.02</b>	
	11-1	DRAHUN Dmytro	1:16.8 9	1:16.8 9	3:48.2 9	1:15.2 11	6:20.3 11	1:18.0 11	
	11-2	KRASOVSKYI Oleksii	2:33.0 8	1:16.2 3	5:02.3 11	1:14.1 10	7:36.5 11	1:16.2 2	
	11-1	DRAHUN Dmytro	8:53.7 11	1:17.2 12	11:33.6 12	1:20.8 12	14:11.3 11	1:19.5 12	
	11-2	KRASOVSKYI Oleksii	10:12.8 10	1:19.1 11	12:51.8 11	1:18.2 11	15:33.87 11	1:22.5 11	
<b>23</b>	<b>23</b>	<b>SLO - SLOVENIA</b>	<b>SEMIFINAL 1 RANK:12</b>				<b>15:26.67</b>	<b>+47.01</b>	
	23-1	MARKUN Luka <b>U23</b>	1:12.9 3	1:12.9 3	3:41.1 5	1:16.0 11	6:07.9 =6	1:14.6 11	
	23-2	LAMPIC Janez	2:25.1 4	1:12.2 =8	4:53.3 5	1:12.2 2	7:23.4 7	1:15.5 =5	
	23-1	MARKUN Luka	8:49.5 12	1:26.1 12	11:27.4 11	1:21.3 11	14:08.4 12	1:21.6 11	
	23-2	LAMPIC Janez	10:06.1 12	1:16.6 8	12:46.8 11	1:19.4 8	15:26.67 12	1:18.2 12	
<b>24</b>	<b>12</b>	<b>SVK - SLOVAKIA</b>	<b>SEMIFINAL 2 RANK:12</b>				<b>15:37.90</b>	<b>+38.05</b>	
	12-1	KORISTEK Jan	1:17.1 12	1:17.1 12	3:49.1 12	1:15.5 12	6:19.0 10	1:15.4 =2	
	12-2	TILESCH Denis <b>U23</b>	2:33.6 10	1:16.5 5	5:03.6 12	1:14.5 11	7:35.5 10	1:16.5 3	
	12-1	KORISTEK Jan	8:52.0 10	1:16.5 9	11:33.2 11	1:19.7 11	14:13.4 12	1:18.4 11	
	12-2	TILESCH Denis	10:13.5 11	1:21.5 12	12:55.0 12	1:21.8 12	15:37.90 12	1:24.5 12	





## Results

RANK	BIB LEG	NSA NAME	EXCHANGE 1/2 EXCHANGE 7/8				EXCHANGE 3/4 EXCHANGE 9/10				TIME EXCHANGE 5/6 EXCHANGE 11/FINISH		BEHIND					
			CHANGE		ROUND		CHANGE		ROUND		CHANGE	ROUND						
25	22	<b>BIH - BOSNIA AND HERZEGOVINA</b>											<b>SEMIFINAL 1 RANK:13</b>	<b>LAP</b>				
		22-1	ERIC Strahinja	U23	1:15.1	11	1:15.1	11	3:46.2	13	1:15.0	=6			6:29.5	13	1:23.2	13
		22-2	ANIC Stefan		2:31.2	13	1:16.1	13	5:06.3	13	1:20.1	13			7:57.9	13	1:28.4	13
		22-1	ERIC Strahinja		9:25.1	13	1:27.2	13	11:33.2	11	1:19.7	11			14:13.4	12	1:18.4	11
		22-2	ANIC Stefan		10:55.8	13	1:30.7	13	12:55.0	12	1:21.8	12			15:37.90	13	1:24.5	13
25	13	<b>POL - POLAND II</b>											<b>SEMIFINAL 2 RANK:13</b>	<b>LAP</b>				
		13-1	SOBICZEWSKI Piotr	U23	1:17.4	13	1:17.4	13	3:59.0	13	1:20.2	13			6:41.2	13	1:23.2	12
		13-2	BUGARA Robert	U23	2:38.8	13	1:21.4	13	5:18.0	13	1:19.0	13			8:04.4	13	1:23.2	13
		13-1	SOBICZEWSKI Piotr		9:27.6	13	1:23.2	13	12:12.5	13	1:21.6	13			14:13.4	12	1:18.4	11
		13-2	BUGARA Robert		10:50.9	13	1:23.3	13	13:35.8	13	1:23.3	13			15:37.90	13	1:24.5	13

WEATHER	SNOW CONDITION	TEMPERATURES		COMPETITORS / NSA						
		AIR	SNOW	ENTRIES	RANKED	DNS	DNF	DSQ	DQB	LAP
Few clouds	Fast	4.0°C	-0.1°C	52 / 17	26 / 17	0 / 0	0 / 0	0 / 0	0 / 0	2 / 2

FIS Technical Delegate

**MACOR Enzo (ITA)**
**Jury Information**

FIS ASSISTANT RACE DIRECTOR	LAMPLOT Michal (FIS)
CHIEF OF COMPETITION	ZIPFEL Georg (GER)
FIS TECHNICAL DELEGATE	MACOR Enzo (ITA)
FIS ASSISTANT TECHNICAL DELEGATE	MACH Petr (CZE)
ASSISTANT TD NAT.	WINKLER Jakob (GER)

Race Secretary

**HUELSE Sven (GER)**
**Course Information**

NAME	Dresden
HEIGHT DIFFERENCE (HD)	4m
MAXIMUM CLIMB (MC)	14m
TOTAL CLIMB (TC)	14m
LENGTH OF LAP	644m
NUMBER OF LAPS	12x1

**Legend**

=	Equal sign indicates that two or more competitors share the same rank	DNF	Did Not Finish	DNS	Did Not Start
DQB	Disqualification for unsportsmanlike behaviour	DSQ	Disqualified	LAP	Lapped
NSA	NSA Code				

20 DEC 2020 / Dresden (GER) / 2008

Timing and Data Service by Swiss Timing

[www.fis-ski.com](http://www.fis-ski.com)

FIS Timing Provider

WC\_2021\_WC03\WC\_2021\_WC03SM\_TS\_FF\_73F3 v1.0

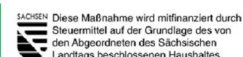
Report Created SUN 20 DEC 2020 13:46

Page 5/5

FIS TITLE SPONSOR

FIS PRESENTING SPONSOR

EVENT SPONSORS



EVENT SPONSORS

